



Grade 2 Lesson 1

Goods and services make the world go round



Learning Outcomes:

(What are our success criteria for the lesson?)

Students understand

- The difference between a good and a service

Materials:

(What do I need for this lesson?)

- A printout of the goods and services sheet with cards cut out
- A \$10 bill for each student

Instructions *(What steps do I take to run this lesson?)*

Activity One

1. Divide the class into two groups and provide each group with one set of cards and 10 x \$10 bills per group. Each group will be playing exactly the same game.
2. Place the cards face down in a pile. Ask each student to take one card from the pile. They will keep this card for the rest of the activity.
3. Ask each group of students to sit in a circle with their cards in their hands. Explain that “goods” are things you can physically touch, while “services” are actions you can see performed.
4. Say they’ll be playing the “Can you touch it?” game.
5. Ask the first student in each group to explain what their good or service is.
6. Students must ‘clap-clap’ (with their hands) if what’s written on their card is something they can touch or ‘pat-pat’ (on their knees) if they think what’s written on the card is an action.
7. If the students get the answer right, then add “ten dollars” to the middle of the circle.
8. Go around the circle until all students have explained what is on their card and the other students have had a chance to determine whether it is a good or service.
9. At the end of the round, add up the total amount in the middle of the circle and announce who won the game.



Learning Check *(How can I know what my students are thinking?)*

Ask the following questions at various stages to help you understand what your students are thinking:

- ¿Cuál es la diferencia entre un bien y un servicio?
- Pida a un alumno que seleccione a alguien del grupo que tenga un bien. Pregúntale al estudiante si le das una paleta a tu amigo, ¿les estás dando un bien o un servicio? Si a tu amigo se le cae la paleta y le ayudas a limpiarla, ¿estás proporcionando un bien o un servicio?

Activity Two


1. Shuffle the cards and then ask each student to take one card from the pile.
2. Divide the students into two teams, team A and team B. Explain to them that this time, they'll be playing a game where each team will compete to earn the most points.
3. Tell the students that this game involves them working in teams to determine whether each card has a good or a service on it.
4. Nominate Team A to start. One student from Team A should stand in front of the class. They should then show what is on their card, and explain what it is by describing at least three of its characteristics. For example, if they had a banana, they can say "This is a banana. It's a fruit, it's yellow, it tastes yummy" et cetera. If they had a "teacher", then they could say "This is a teacher. They teach kids about things."
5. Team B must 'clap-clap' (with their hands) when they think there is a "good" on the other side of the card or 'pat-pat' (on their knees) if they think there is a service on the card.
6. For each answer that they get right, Team B gets a point. If there are different responses within the team, select the most popular response.
7. Repeat the process so that Team B is reading out what is on their cards and Team A are trying to earn points.
8. Tally up the points for each team and report the winning team back to the class.

Learning Check *(How can I know what my students are thinking?)*

Ask the following questions at various stages to help you understand what your students are thinking:

- P. ¿Hubo algún servicio de los que hablamos hoy que requiriera alguno de los bienes que se mencionaron?
R. El chef necesita ollas y sartenes o el constructor necesita un martillo, etc.
- P. ¿Qué pasa si no tienes el dinero para comprar un bien o servicio?
R. No puedes comprar un bien o servicio; la persona que ofrece el bien o servicio no puede ganar dinero con usted.
- P. ¿Qué sucede si no puede proporcionar un bien o servicio?
R. No puede ganar dinero, lo que dificulta la compra de otros bienes y servicios.

Goods and Services Sheet




Manzana



Cocinero



Científico




Martillo



Camisa



Peluquero/a



Computadora



Bombero




Hamburguesa



Oficial de policía




Médico



Coche




Constructor



Ollas y Sartenes



Directora de la escuela



Bicicleta



