


\$mart path

Level 3, Lesson 2
Adapted Guide
Level A





Teacher Tip: This lesson focuses on setting a budget to get what you want and need. Budgets are necessary when selling an item to make sure you will make a profit. Students will need reminders that they cannot get items if they don't have enough money. Knowing what you need and how much money you have is a very important skill for all learners.

There is also a focus on opportunity costs, which is an abstract concept. Learners must have continued practice to make wise choices.


The vocabulary words for this lesson are **Budget, Profit, and Opportunity Cost**. Reinforce that a budget is a list of what you have, and what you need. A profit is how much money you have leftover after you cover your costs when you sell an item. An opportunity cost is the concept that the choices we make now will affect future opportunities.

The adapted lessons are an opportunity cost balancing activity to reinforce sometimes you need to buy some things over another. This will help solidify the concept that we have choices, but we can't choose everything. There is also a modified activity on calculating profits when you sell an item for different amounts..

Level 3

Lesson 2


Toby and Ronan set a Budget



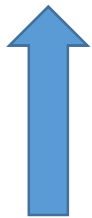
Ronan and Toby are deciding what kind of



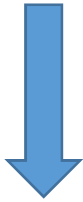
pizzas to make. Ronan wants to use lots of



expensive ingredients. Toby only wants to

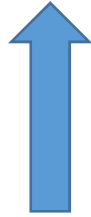


use cheap ingredients. There is a problem



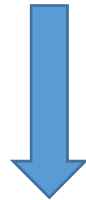

with both their plans.

If they only buy expensive ingredients, the




price will be high and people may not buy

the pizza. If they buy cheap ingredients



that are not good, people will not like the

pizza.



Ronan and Toby need a budget to make



BUDGET		
SAVINGS:	WHAT HAVE YOU SAVED?	\$20
SPENDING:	HOW MUCH DID THE INGREDIENTS COST?	\$20
INCOME:	PRICE X SALES SELL FOR \$1 - 140 SICES \$1 x 40 = \$40	\$40
PROFIT:	PROFIT = INCOME - SPENDING = \$40 - \$20	\$20

sure they get what they need, and make a

profit. They will need to make sure they buy



what they need so they can make money



and not spend too much.

Budget

Profit

BUDGET		
SAVINGS:	WHAT HAVE YOU SAVED?	\$20
SPENDING:	HOW MUCH DID THE INGREDIENTS COST?	\$20
INCOME: (PRICE x SLICE)	PRICE X SLICE SELL FOR \$1 x 40 SLICES \$1 x 40 = \$40	\$40
PROFIT:	PROFIT = INCOME - SPENDING = \$40 - \$20	\$20

A list of how much money you have, and what you need to buy.



Money you have left after you pay all your costs on an item.

Opportunity Cost



When choosing what to buy between two items, this is the value of your second choice.

Example: If I have a choice between a ball and a bat and I choose the ball, the opportunity cost is the bat

Balance Activity


In this activity students will choose which pizza ingredient they think gives their pizza business more opportunity. If they pick one ingredient they CANNOT get the other!

Pepperoni



Pineapple

Bacon



Shredded Cheese

Sausage




Mushrooms

Level A

Profit Activity

In this activity, students will use their math skills to determine the profit they would make on a pizza.



Pizza Price \$8.00

-




Pizza Costs \$4.00

=



PROFIT



Pizza Price \$9.00

-



Pizza Costs \$6.00

=




PROFIT

Level A

Profit Activity

In this activity, students will use their math skills to determine the profit they would make on a pizza.



Pizza Price \$5.00

-




Pizza Costs \$4.00

=



PROFIT



Pizza Price \$11.00

-



Pizza Costs \$7.00

=



PROFIT

Level A


\$mart path

Level 3, Lesson 2
Adapted Guide
Level B

Level 3

Lesson 2


Toby and Ronan set a Budget



Ronan and Toby are deciding what kind of



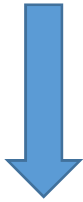
pizzas to make. Ronan wants to use lots of



expensive ingredients. Toby only wants to



use cheap ingredients.

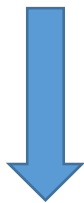


If they only buy expensive




ingredients, the price will be high. If

they buy cheap ingredients, people



will not like the pizza.



Ronan and Toby need a budget They



BUDGET		
SAVINGS:	WHAT HAVE YOU SAVED?	\$20
SPENDING:	HOW MUCH DID THE INGREDIENTS COST?	\$20
INCOME:	PRICE X SAUCE SELL FOR \$1 X 400 SAUCES \$1 X 400 = \$400	\$40
PROFIT:	PROFIT = INCOME - SPENDING = \$400 - \$20	\$20

will need to make sure they buy

what they need so they can make

money and not spend too much.



Budget

Profit

BUDGET		
SAVINGS:	WHAT HAVE YOU SAVED?	\$20
SPENDING:	HOW MUCH DID THE INGREDIENTS COST?	\$20
INCOME: (PRICE x SLICE)	PRICE X SLICE SELL FOR \$1 x 40 SLICES \$1 x 40 = \$40	\$40
PROFIT:	PROFIT = INCOME - SPENDING = \$40 - \$20	\$20

A list of how much money you have, and what you need to buy.



Money you have left after you pay all your costs on an item.

Opportunity Cost



When choosing what to buy between two items, this is the value of your second choice.

Example: If I have a choice between a ball and a bat and I choose the ball, the opportunity cost is the bat

Balance Activity

In this activity students will choose which pizza ingredient they think gives their pizza business more opportunity. If they pick one ingredient they CANNOT get the other!

Pepperoni



Pineapple

Bacon



Shredded Cheese

Sausage




Mushrooms

Level B

Profit Activity

In this activity, students will use their math skills to determine the profit they would make on a pizza.



Pizza Price \$5.00

-




Pizza Costs \$3.00

=



PROFIT



Pizza Price \$4.00

-



Pizza Costs \$1.00

=




PROFIT

Level B

Profit Activity

In this activity, students will use their math skills to determine the profit they would make on a pizza.



Pizza Price \$5.00

-




Pizza Costs \$4.00

=



PROFIT



Pizza Price \$5.00

-



Pizza Costs \$2.00

=



PROFIT

Level A


\$mart path

Level 3, Lesson 2
Adapted Guide
Level C

Level 3

Lesson 2

Toby and Ronan set a Budget



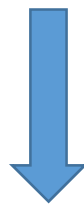
Ronan wants to use lots of



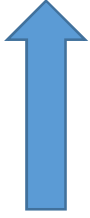
expensive ingredients. Toby only



wants to use cheap ingredients.




Expensive ingredients make the



price high. Cheap ingredients make



the pizza taste bad.



Ronan and Toby need a budget They



BUDGET		
SAVINGS:	WHAT HAVE YOU SAVED?	\$20
SPENDING:	HOW MUCH DID THE INGREDIENTS COST?	\$20
INCOME:	PRICE X SAUCE SELL FOR \$1 X 400 SAUCES \$1 X 400 = \$400	\$40
PROFIT:	PROFIT = INCOME - SPENDING = \$400 - \$20	\$20

will need to make sure they buy

what they need so they can make

money and not spend too much.



Budget

Profit

BUDGET		
SAVINGS:	WHAT HAVE YOU SAVED?	\$20
SPENDING:	HOW MUCH DID THE INGREDIENTS COST?	\$20
INCOME: (PRICE x SLICE)	PRICE X SLICE SELL FOR \$1 x 40 SLICES \$1 x 40 = \$40	\$40
PROFIT:	PROFIT = INCOME - SPENDING = \$40 - \$20	\$20

A list of how much money you have, and what you need to buy.



Money you have left after you pay all your costs on an item.

Opportunity Cost



When choosing what to buy between two items, this is the value of your second choice.

Example: If I have a choice between a ball and a bat and I choose the ball, the opportunity cost is the bat

Balance Activity


In this activity students will choose which pizza ingredient they think gives their pizza business more opportunity. If they pick one ingredient they CANNOT get the other!

Pepperoni



Pineapple

Bacon





Shredded Cheese

Sausage



Mushrooms

Level C




viSuALS for eye gAze StudeNtS

Level C

\$mart path

Level 3, Lesson 2
Adapted Guide
Level A





Teacher Tip: This lesson focuses on setting a budget to get what you want and need. Budgets are necessary when selling an item to make sure you will make a profit. Students will need reminders that they cannot get items if they don't have enough money. Knowing what you need and how much money you have is a very important skill for all learners.

There is also a focus on opportunity costs, which is an abstract concept. Learners must have continued practice to make wise choices.


The vocabulary words for this lesson are **Budget, Profit, and Opportunity Cost**. Reinforce that a budget is a list of what you have, and what you need. A profit is how much money you have leftover after you cover your costs when you sell an item. An opportunity cost is the concept that the choices we make now will affect future opportunities.

The adapted lessons are an opportunity cost balancing activity to reinforce sometimes you need to buy some things over another. This will help solidify the concept that we have choices, but we can't choose everything. There is also a modified activity on calculating profits when you sell an item for different amounts..

Level 3

Lesson 2


Toby and Ronan set a Budget



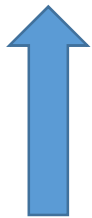
Ronan and Toby are deciding what kind of



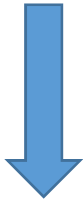
pizzas to make. Ronan wants to use lots of



expensive ingredients. Toby only wants to



use cheap ingredients. There is a problem



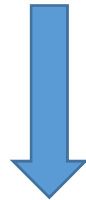

with both their plans.

If they only buy expensive ingredients, the




price will be high and people may not buy

the pizza. If they buy cheap ingredients



that are not good, people will not like the

pizza.



Ronan and Toby need a budget to make



BUDGET		
SAVINGS:	WHAT HAVE YOU SAVED?	\$20
SPENDING:	HOW MUCH DID THE INGREDIENTS COST?	\$20
INCOME:	PRICE X SALES SELL FOR \$1 - 140 SLICES \$1 x 40 = \$40	\$40
PROFIT:	PROFIT = INCOME - SPENDING = \$40 - \$20	\$20

sure they get what they need, and make a

profit. They will need to make sure they buy



what they need so they can make money



and not spend too much.

Budget

Profit

BUDGET		
SAVINGS:	WHAT HAVE YOU SAVED?	\$20
SPENDING:	HOW MUCH DID THE INGREDIENTS COST?	\$20
INCOME: (PRICE x SLICE)	PRICE X SLICE SELL FOR \$1 x 40 SLICES \$1 x 40 = \$40	\$40
PROFIT:	PROFIT = INCOME - SPENDING = \$40 - \$20	\$20

A list of how much money you have, and what you need to buy.



Money you have left after you pay all your costs on an item.

Opportunity Cost



When choosing what to buy between two items, this is the value of your second choice.

Example: If I have a choice between a ball and a bat and I choose the ball, the opportunity cost is the bat

Balance Activity


In this activity students will choose which pizza ingredient they think gives their pizza business more opportunity. If they pick one ingredient they CANNOT get the other!

Pepperoni



Pineapple

Bacon



Shredded Cheese

Sausage




Mushrooms

Level A

Profit Activity

In this activity, students will use their math skills to determine the profit they would make on a pizza.



Pizza Price \$8.00

-




Pizza Costs \$4.00

=



PROFIT



Pizza Price \$9.00

-



Pizza Costs \$6.00

=




PROFIT

Level A

Profit Activity

In this activity, students will use their math skills to determine the profit they would make on a pizza.



Pizza Price \$5.00

-




Pizza Costs \$4.00

=



PROFIT



Pizza Price \$11.00

-



Pizza Costs \$7.00

=



PROFIT

Level A


\$mart path

Level 3, Lesson 2
Adapted Guide
Level B

Level 3

Lesson 2


Toby and Ronan set a Budget



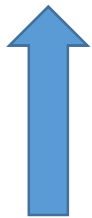
Ronan and Toby are deciding what kind of



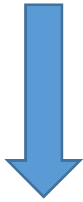
pizzas to make. Ronan wants to use lots of



expensive ingredients. Toby only wants to



use cheap ingredients.

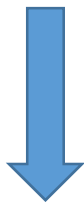


If they only buy expensive




ingredients, the price will be high. If

they buy cheap ingredients, people



will not like the pizza.



Ronan and Toby need a budget They



BUDGET		
SAVINGS:	WHAT HAVE YOU SAVED?	\$20
SPENDING:	HOW MUCH DID THE INGREDIENTS COST?	\$20
INCOME:	PRICE X SAUCE SELL FOR \$1 X 400 SAUCES \$1 X 400 = \$400	\$40
PROFIT:	PROFIT = INCOME - SPENDING = \$400 - \$20	\$20

will need to make sure they buy

what they need so they can make

money and not spend too much.



Budget

Profit

BUDGET		
SAVINGS:	WHAT HAVE YOU SAVED?	\$20
SPENDING:	HOW MUCH DID THE INGREDIENTS COST?	\$20
INCOME: (PRICE x SLICE)	PRICE X SLICE SELL FOR \$1 x 40 SLICES \$1 x 40 = \$40	\$40
PROFIT:	PROFIT = INCOME - SPENDING = \$40 - \$20	\$20

A list of how much money you have, and what you need to buy.



Money you have left after you pay all your costs on an item.

Opportunity Cost



When choosing what to buy between two items, this is the value of your second choice.

Example: If I have a choice between a ball and a bat and I choose the ball, the opportunity cost is the bat

Balance Activity

In this activity students will choose which pizza ingredient they think gives their pizza business more opportunity. If they pick one ingredient they CANNOT get the other!

Pepperoni



Pineapple

Bacon



Shredded Cheese

Sausage




Mushrooms

Level B

Profit Activity

In this activity, students will use their math skills to determine the profit they would make on a pizza.



Pizza Price \$5.00

-




Pizza Costs \$3.00

=



PROFIT



Pizza Price \$4.00

-



Pizza Costs \$1.00

=




PROFIT

Level B

Profit Activity

In this activity, students will use their math skills to determine the profit they would make on a pizza.



Pizza Price \$5.00

-




Pizza Costs \$4.00

=



PROFIT



Pizza Price \$5.00

-



Pizza Costs \$2.00

=



PROFIT

Level A


\$mart path

Level 3, Lesson 2
Adapted Guide
Level C

Level 3

Lesson 2

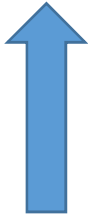
Toby and Ronan set a Budget



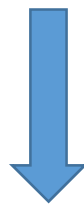
Ronan wants to use lots of



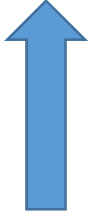
expensive ingredients. Toby only



wants to use cheap ingredients.




Expensive ingredients make the



price high. Cheap ingredients make



the pizza taste bad.



Ronan and Toby need a budget They



BUDGET		
SAVINGS:	WHAT HAVE YOU SAVED?	\$20
SPENDING:	HOW MUCH DID THE INGREDIENTS COST?	\$20
INCOME:	PRICE X SAUCE SELL FOR \$1 X 400 SAUCES \$1 X 400 = \$400	\$40
PROFIT:	PROFIT = INCOME - SPENDING = \$400 - \$20	\$20

will need to make sure they buy

what they need so they can make

money and not spend too much.



Budget

Profit

BUDGET		
SAVINGS:	WHAT HAVE YOU SAVED?	\$20
SPENDING:	HOW MUCH DID THE INGREDIENTS COST?	\$20
INCOME: (PRICE x SLICE)	PRICE X SLICE SELL FOR \$1 x 40 SLICES \$1 x 40 = \$40	\$40
PROFIT:	PROFIT = INCOME - SPENDING = \$40 - \$20	\$20

A list of how much money you have, and what you need to buy.



Money you have left after you pay all your costs on an item.

Opportunity Cost



When choosing what to buy between two items, this is the value of your second choice.

Example: If I have a choice between a ball and a bat and I choose the ball, the opportunity cost is the bat

Balance Activity

In this activity students will choose which pizza ingredient they think gives their pizza business more opportunity. If they pick one ingredient they CANNOT get the other!

Pepperoni



Pineapple

Bacon



Shredded Cheese

Sausage




Mushrooms

Level C



Profit Activity

In this activity, students will use their math skills to determine the profit they would make on a pizza.



Pizza Price \$3.00

-




Pizza Costs \$1.00

=



PROFIT



Pizza Price \$3.00

-



Pizza Costs \$2.00

=




PROFIT

Level C

Profit Activity

In this activity, students will use their math skills to determine the profit they would make on a pizza.



Pizza Price \$3.00

-




Pizza Costs \$3.00

=



PROFIT



Pizza Price \$5.00

-



Pizza Costs \$2.00

=



PROFIT

Level C