

\$mart path

Level 1, Lesson 1
Adapted Guide
Level A



Teacher Tip: Throughout this guide there will be a highlight or “Big Idea” this is the main takeaway that all students should have after the lesson.


The vocabulary terms **Goods vs. Services** might be challenging for some students. Continue to reinforce the difference between the two. A good is something consumable. They can touch it, see it, feel it, taste it (think the 5 senses). A service is an action someone does for a person, a house painter, a fireman, a teacher. Use the attached flashcards to help distinguish between the two terms. Print out the vocabulary cards and put on a key ring to continue to reinforce concepts.

There are three levels of activities in order to meet the needs of all learners. Level A is the most complex. Level C is the least complex.

Level 1
Lesson 1
Meet Blackbeard and Maynard



Blackbeard



Maynard

Long ago there were PIRATES! There was a pirate



named Blackbeard who had to be stopped.



Lt. Robert Maynard wanted to stop Blackbeard. He



couldn't do this until he had everything he needed

to capture Blackbeard.



Everything Maynard needs is a
good or a service.

GOOD-item or thing you buy


SERVICE-action you buy

Maynard's Items

GOODS: Rope, Pork, Fiddle



SERVICES: Fix the Sail, Plug the hole



Maynard needs to buy goods



and services to catch Blackbeard!



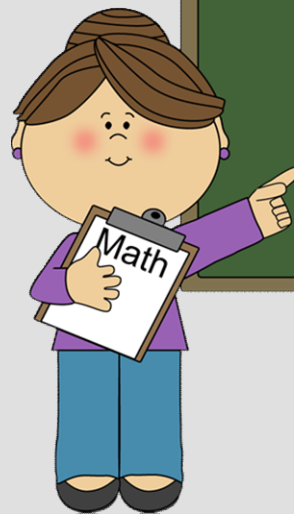
We need goods and services to do
everything!

Vocabulary cards. Print out and use as flashcards or a matching game to reinforce the terms Goods and Services. Add student generated pictures too!



Good

Service



Level A

Good


Service



Level A

Good

Service



Level A

Knowledge check

1) Who is Maynard trying to stop?



2) Circle the example of a good.



3) Circle the example of a service.




4) Give an example of a good.


5) Give an example of a service.

Extension/Activity


Cut out Maynard's needs and
decorate the G with the Goods
and the S with the Services.
Add your own images too!



Level A



Level A



Level A


\$mart path

Level 1, Lesson 1
Adapted Guide
Level B

Level 1
Lesson 1
Meet Blackbeard and Maynard



Blackbeard



Maynard


There was a pirate named Blackbeard.



Lt. Robert Maynard wanted to stop Blackbeard.



Maynard needed to buy things to capture



Blackbeard

.



GOOD-item or thing you buy


SERVICE-action you buy

Maynard's Items


GOODS: Rope, Pork, Fiddle



SERVICES: Fix the Sail, Plug the hole



Maynard needs to buy goods



and services to catch Blackbeard!




We need goods and services to do

everything!

Good

Service



Level A

Good


Service



Level A

Good

Service



Level A

Knowledge check

1) Circle Maynard.



2) Circle Blackbeard.



3) Circle the example of a good.





4) Circle the example of a service.




Extension/Activity

Cut out Maynard's needs and
decorate the G with the Goods
and the S with the Services.
Add your own images too!





Level B



Level B

\$mart path


Level 1, Lesson 1 Adapted Guide Level C

Level C supports are mostly pictured based. Teacher will need to discuss and reinforce concepts orally.


Level 1
Lesson 1
Meet Blackbeard and Maynard




Blackbeard



Maynard



NEEDS



GOOD-item or thing you buy

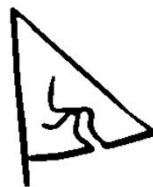
SERVICE-action you buy

Maynard's Items


GOODS: Rope, Pork, Fiddle




SERVICES: Fix the Sail, Plug the hole



Maynard needs to buy goods




and services!



Good

Service



Level A

Good


Service



Level A

Good

Service



Level A

Knowledge check

1) Choose Maynard.



2) Choose Blackbeard.




3) Choose the example of a good.



4) Choose the example of a service.



Cut out choices to use if students have limited mobility or use an eye gaze.



Level C


Cut out choices to use if students have limited mobility or use an eye gaze.




Level C


Extension/Activity

Cut out Maynard's needs and
decorate the G with the Goods
and the S with the Services.
Add your own images too!





Level c



Level C